

SOUTH PORT NEW ZEALAND LIMITED
WELCOMES VISITORS

PHOTO I.D MUST BE CARRIED AT ALL TIMES

ALL VISITORS

- Photo I.D must be carried at all times.
- Must wear hi-visibility, safety footwear, and eye wear or safety eye wear in operational areas.
- All personnel on the Port must comply with South Port's health, safety and security regulations as outlined in this document.
- Authorised personnel only are permitted to be in the vicinity of working vessels. Hard hats must be worn where overhead hazards exist.

ACCIDENT AND EMERGENCIES

- Where necessary call Emergency Services on **1-111** then notify security on **(03) 212 8159**.
- All accidents, incidents and near misses must be reported, Security is contactable 24hrs a day.
- General evacuation signal is a continuous siren. Assemble at the Maritime Museum car park.
- Defibrillator is available from Security/ Gatehouse.

FOOT TRAFFIC

- Must wear hi-visibility clothing.
- Only use yellow painted walkways.
- Always be aware and give way to traffic.

MOTOR VEHICLE ACCESS

- Maximum road speed of 30kph or 15kph as signposted.
- Maximum speed on berths is 15kph.
- Seat belts must be worn.
- Vehicles are prohibited alongside working vessels.
- Vehicles must proceed with caution at all times.
- Give way to heavy vehicles.
- Headlights or flashing roof light must be used at all times.
- Passengers must remain in the vehicle.
- Report to the R&D Office if requiring access to the Container Terminal as this is a controlled area.
- Parking is only permitted in designated car parks.
- Obey all signposted directions.
- Texting or manually using a cellphone is not permitted while driving.

CONTRACTORS

- All contractors must be inducted by Port Security.
- Permits are required for many tasks, report to Supervisor on arrival. Task specific permits include, Hot Work, Confined Spaces, Diving, Excavation and Working at Heights.
- Life vest must be worn when working within 1m of water's edge.

THREE STRIKES POLICY

- South Port has a three strikes policy for traffic infringements.

SOUTH PORT NEW ZEALAND LIMITED
Island Harbour, PO Box 1, Bluff 9842
Telephone: (03) 212 8159 Fax: (03) 212 8685
Email: reception@southport.co.nz www.southport.co.nz



South Port NZ












SAFETY & SECURITY GUIDE

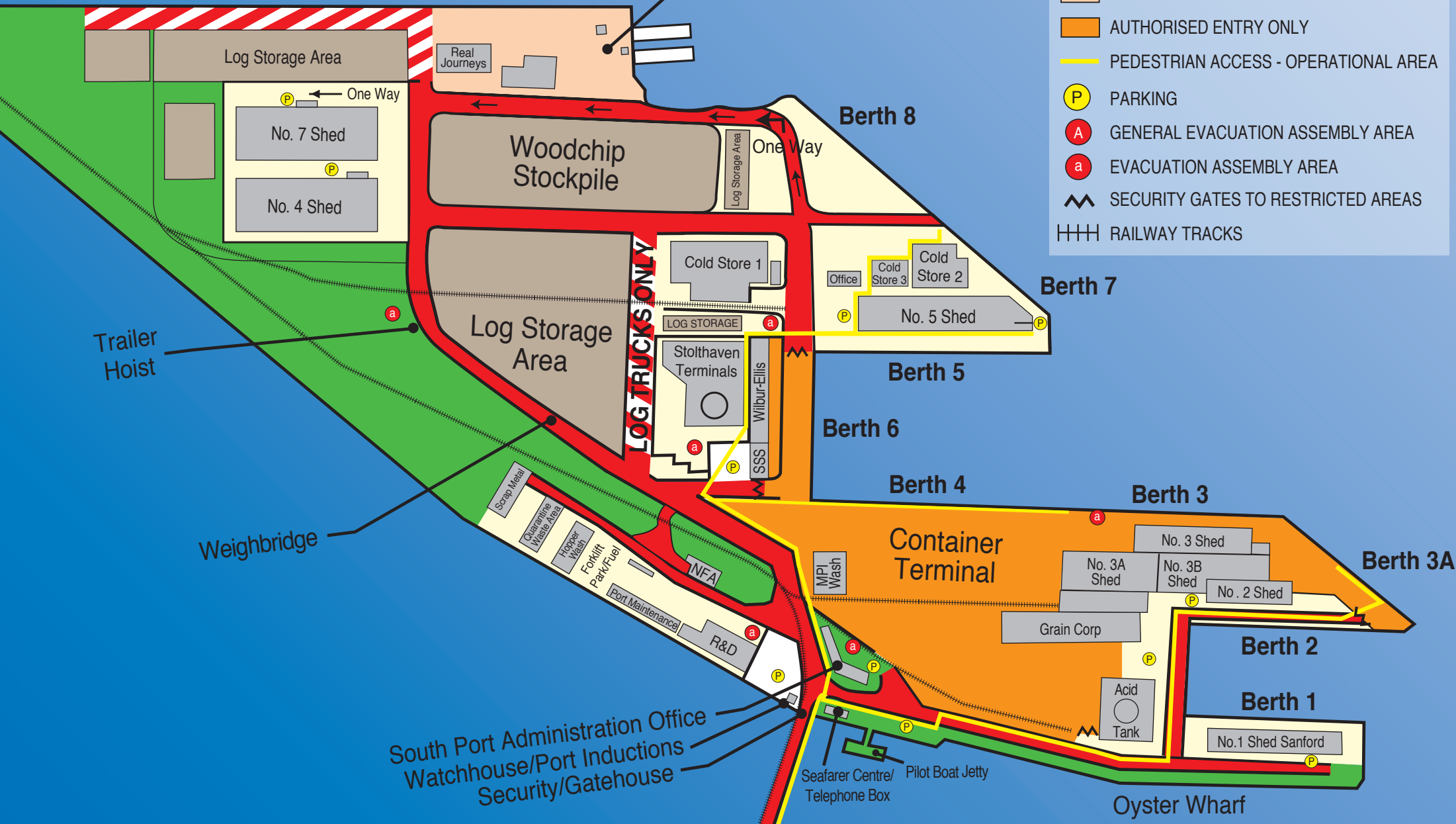


N



Syncrolift

-  PORT ROAD
-  RESTRICTED ACCESS ROAD
-  RESTRICTED ACCESS - OPERATIONAL AREA
-  RESTRICTED ACCESS - SERVICE AREA
-  AUTHORISED ENTRY ONLY
-  PEDESTRIAN ACCESS - OPERATIONAL AREA
-  PARKING
-  GENERAL EVACUATION ASSEMBLY AREA
-  EVACUATION ASSEMBLY AREA
-  SECURITY GATES TO RESTRICTED AREAS
-  RAILWAY TRACKS



Trailer Hoist

Weighbridge

South Port Administration Office
 Watchhouse/Port Inductions
 Security/Gatehouse

 Maritime Museum Car Park